



# Property Overview

Jan 1 - Dec 31, 2024

## Metrics

**Dardenne Crossing**  
3029 Highway K, O'Fallon, MO 63368

Visits	906K	Avg. Dwell Time	26 min
Visits / sq ft	13.44	Panel Visits	72.3K
Size - sq ft	67.4K (GLA)	Visits YoY	+0.2%
Visitors	148K	Visits Yo2Y	+3%
Visit Frequency	6.14	Visits Yo3Y	+5.2%

Jan 1st, 2024 - Dec 31st, 2024  
Data provided by Placer Labs Inc. (www.placer.ai)



## Visits Trend

**Dardenne Crossing**  
Highway K, O'Fallon, MO



Daily | Visits | Jan 1st, 2024 - Dec 31st, 2024  
Data provided by Placer Labs Inc. (www.placer.ai)



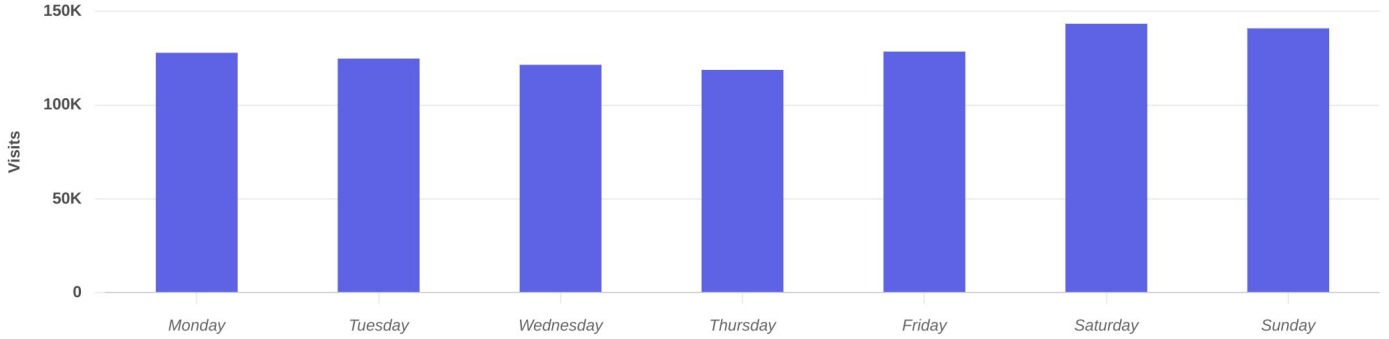


# Property Overview

Jan 1 - Dec 31, 2024

## Daily Visits

**Dardenne Crossing**  
3029 Highway K, O'Fallon, MO 63368

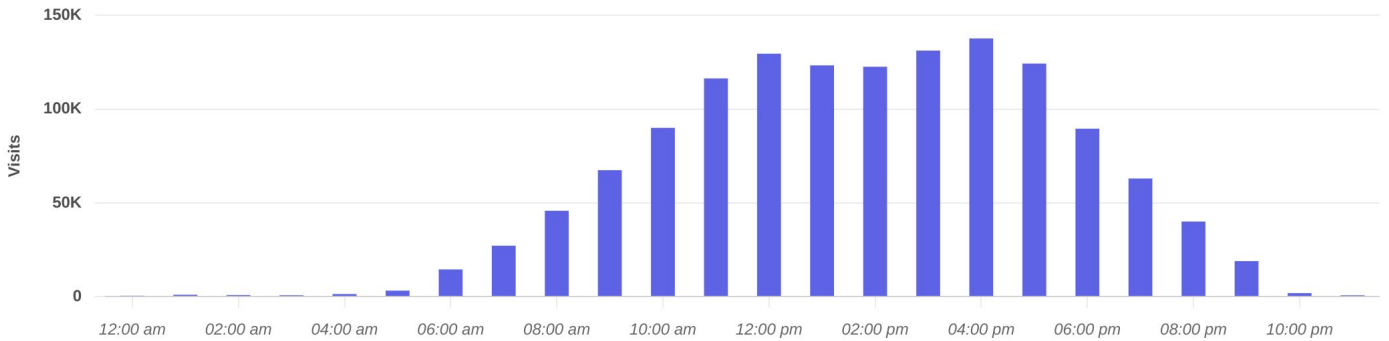


Visits | Jan 1st, 2024 - Dec 31st, 2024  
Data provided by Placer Labs Inc. ([www.placer.ai](http://www.placer.ai))



## Hourly Visits

**Dardenne Crossing**  
3029 Highway K, O'Fallon, MO 63368



Visits | Jan 1st, 2024 - Dec 31st, 2024  
Data provided by Placer Labs Inc. ([www.placer.ai](http://www.placer.ai))

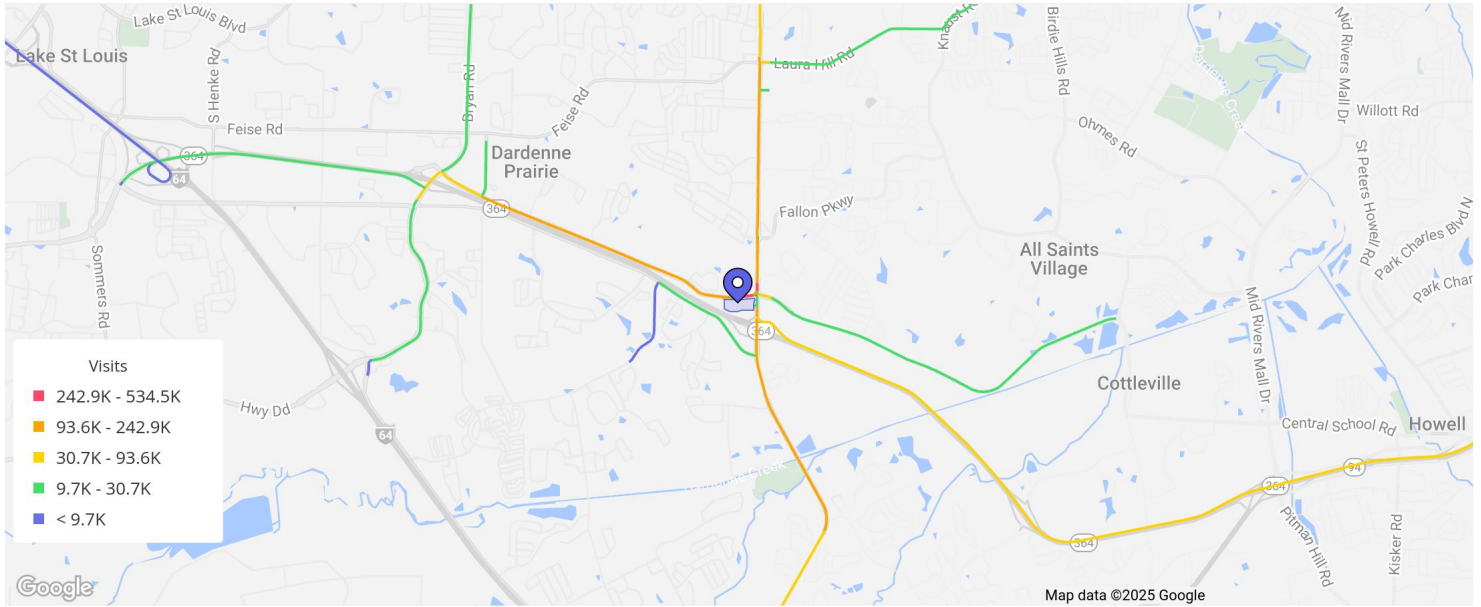




# Property Overview

Jan 1 - Dec 31, 2024

## Visitor Journey - Routes



To protect individual privacy, the beginning points shown for each route are approximations and do not represent actual home locations.

Journey Direction: To Property | Jan 1st, 2024 - Dec 31st, 2024  
Data provided by Placer Labs Inc. ([www.placer.ai](http://www.placer.ai))

