

# Property Overview

Oct 1, 2023 - Sep 30, 2024

## Metrics

### Dardenne Crossing

3029 Highway K, O'Fallon, MO 63368

Visits	908.7K	Avg. Dwell Time	26 min
Visits / sq ft	13.48	Panel Visits	69.8K
Size - sq ft	67.4K (GLA)	Visits YoY	+0.6%
Visitors	149.1K	Visits Yo2Y	+4.6%
Visit Frequency	6.08	Visits Yo3Y	+4%

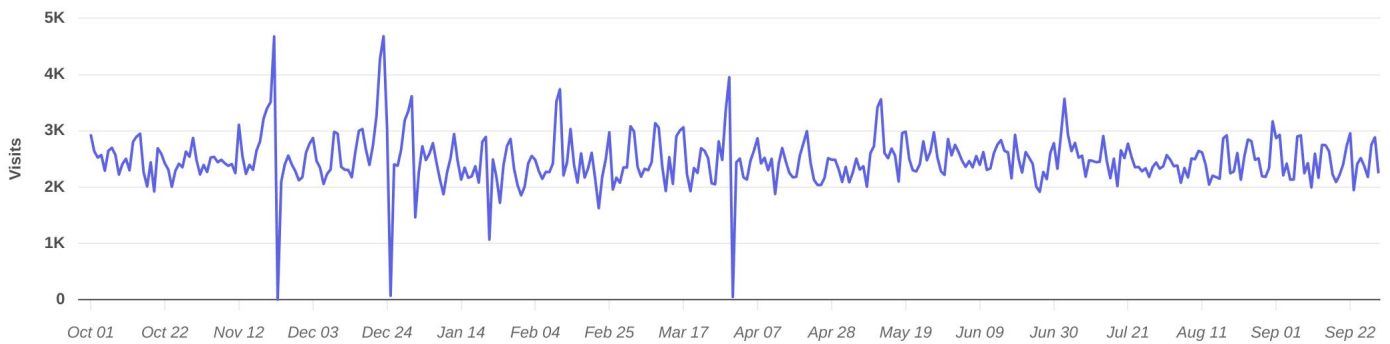
Oct 1st, 2023 - Sep 30th, 2024  
Data provided by Placer Labs Inc. ([www.placer.ai](http://www.placer.ai))



## Visits Trend

### Dardenne Crossing

Highway K, O'Fallon, MO



Daily | Visits | Oct 1st, 2023 - Sep 30th, 2024  
Data provided by Placer Labs Inc. ([www.placer.ai](http://www.placer.ai))

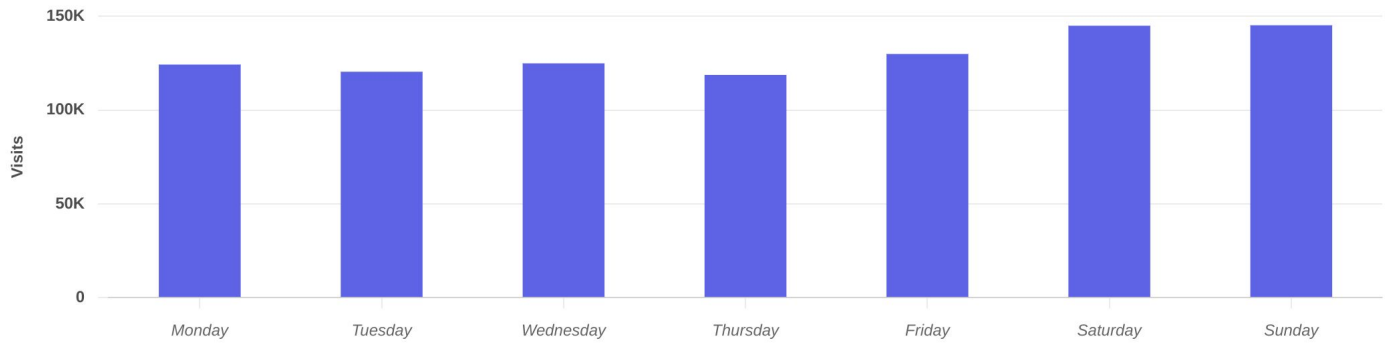


# Property Overview

Oct 1, 2023 - Sep 30, 2024

## Daily Visits

**Dardenne Crossing**  
3029 Highway K, O'Fallon, MO 63368

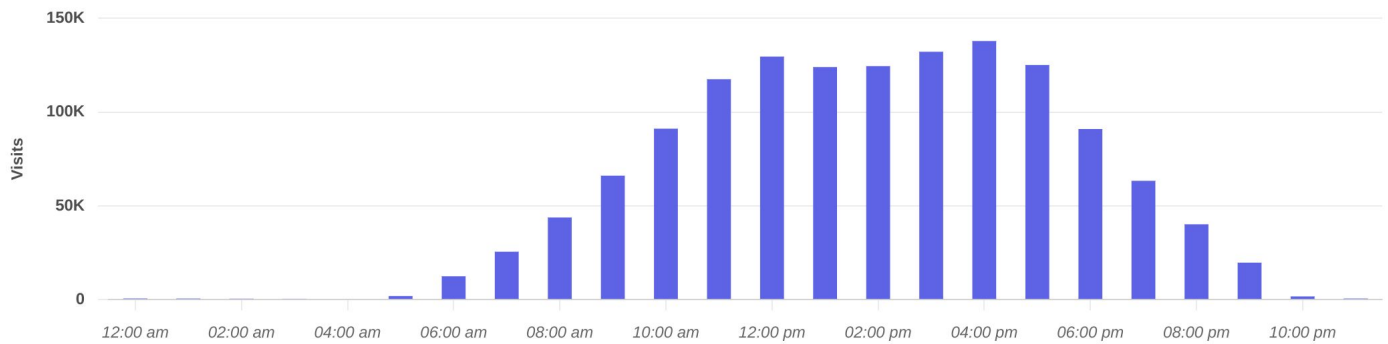


Visits | Oct 1st, 2023 - Sep 30th, 2024  
Data provided by Placer Labs Inc. ([www.placer.ai](http://www.placer.ai))



## Hourly Visits

**Dardenne Crossing**  
3029 Highway K, O'Fallon, MO 63368



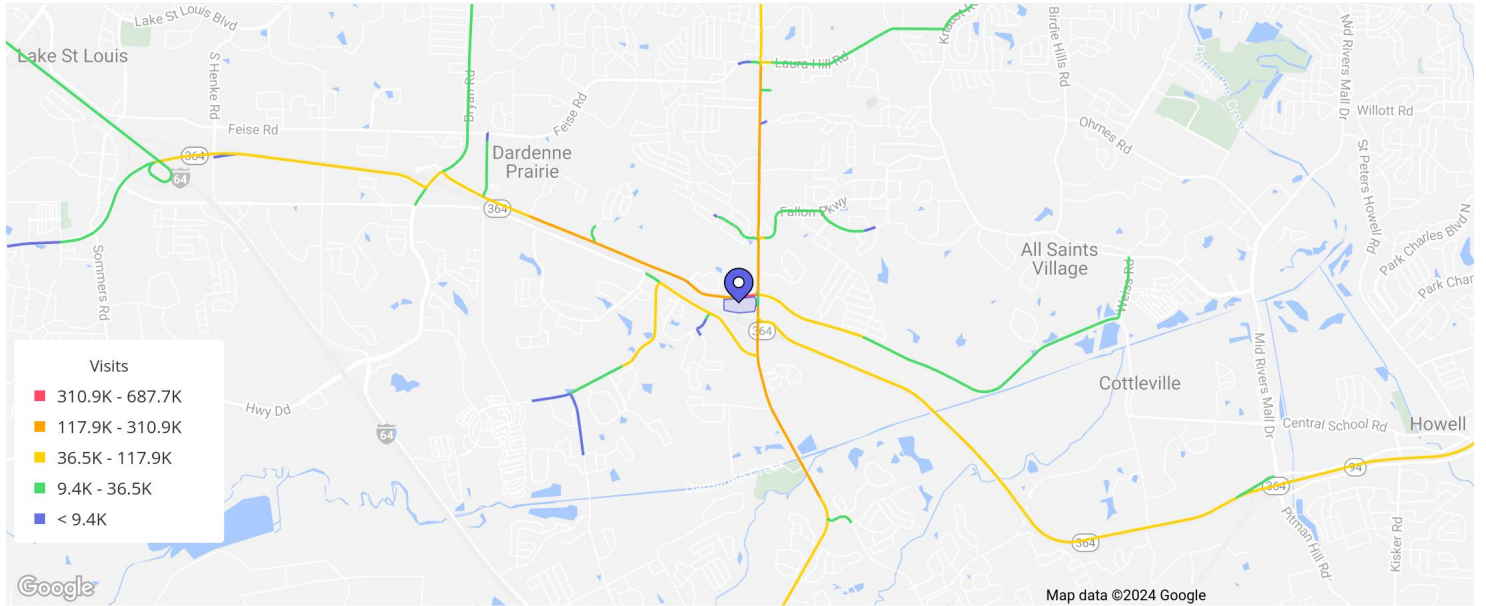
Visits | Oct 1st, 2023 - Sep 30th, 2024  
Data provided by Placer Labs Inc. ([www.placer.ai](http://www.placer.ai))



# Property Overview

Oct 1, 2023 - Sep 30, 2024

## Visitor Journey - Routes



To protect individual privacy, the beginning points shown for each route are approximations and do not represent actual home locations.

Journey Direction: To Property | Oct 1st, 2023 - Sep 30th, 2024  
Data provided by Placer Labs Inc. ([www.placer.ai](http://www.placer.ai))

