

# Property Overview

Jul 1, 2023 - Jun 30, 2024

## Metrics

### Frontier Plaza

2005 State Hwy K, O Fallon, MO 63366

Visits	87.4K	Avg. Dwell Time	31 min
Visits / sq ft	1.02	Panel Visits	6.5K
Size - sq ft	85.3K	Visits YoY	+8.6%
Visitors	43.2K	Visits Yo2Y	+13.3%
Visit Frequency	2.06	Visits Yo3Y	+21.2%

Jul 1st, 2023 - Jun 30th, 2024

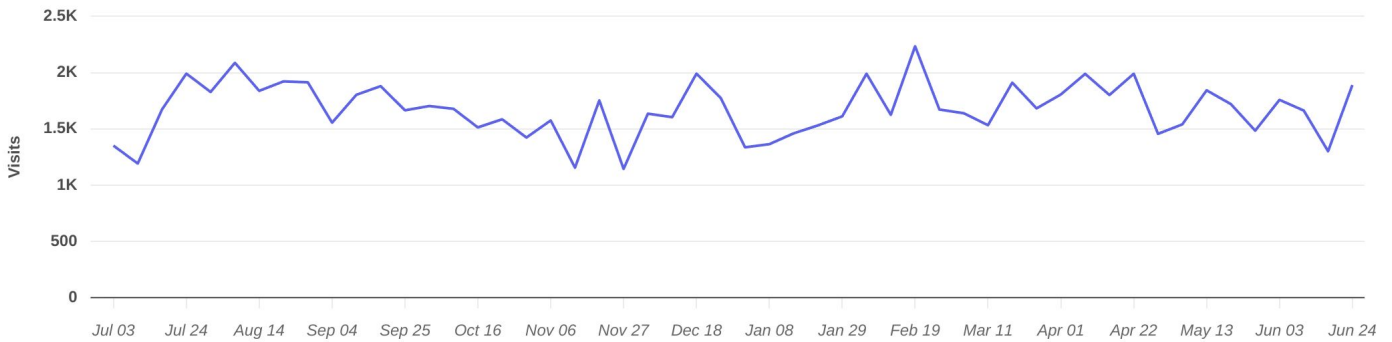
Data provided by Placer Labs Inc. ([www.placer.ai](http://www.placer.ai))



## Visits Trend

### Frontier Plaza

State Hwy K, O Fallon, MO



Weekly | Visits | Jul 1st, 2023 - Jun 30th, 2024

Data provided by Placer Labs Inc. ([www.placer.ai](http://www.placer.ai))



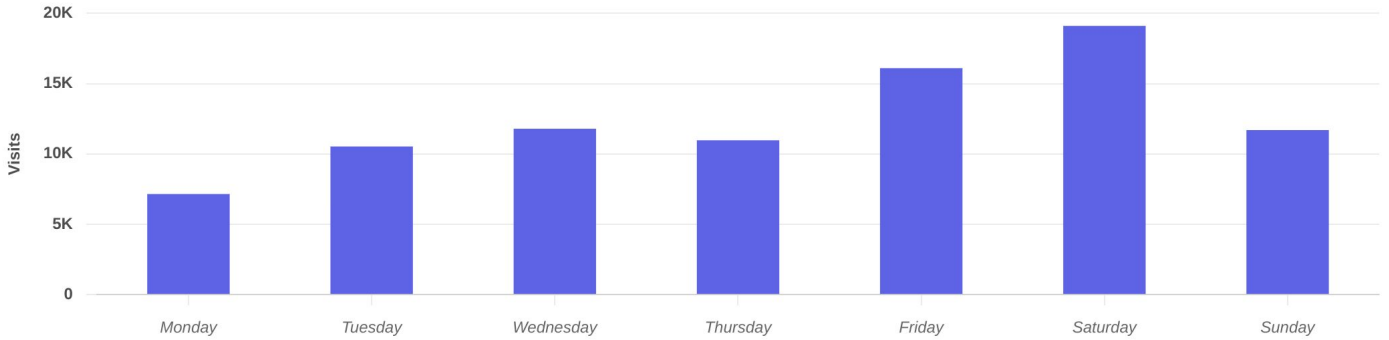
# Property Overview

Jul 1, 2023 - Jun 30, 2024

## Daily Visits

### Frontier Plaza

2005 State Hwy K, O Fallon, MO 63366



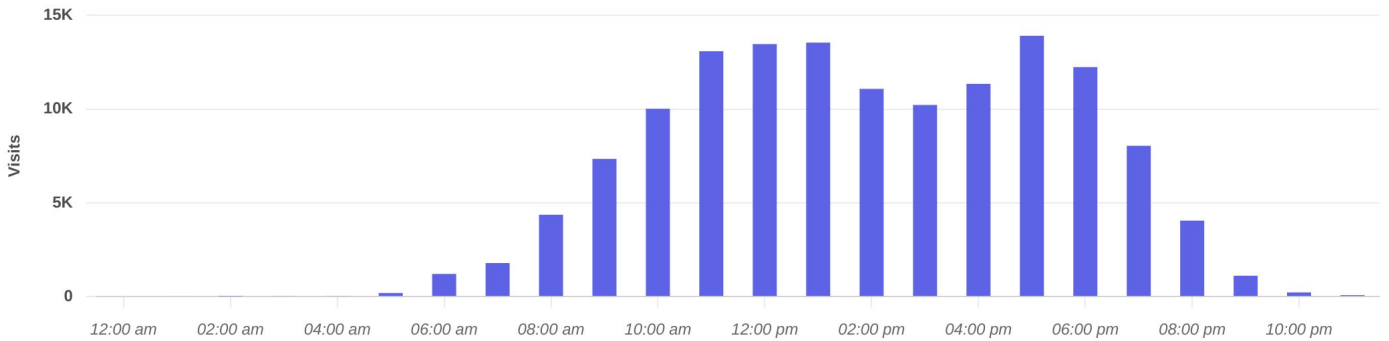
Visits | Jul 1st, 2023 - Jun 30th, 2024  
Data provided by Placer Labs Inc. ([www.placer.ai](http://www.placer.ai))



## Hourly Visits

### Frontier Plaza

2005 State Hwy K, O Fallon, MO 63366



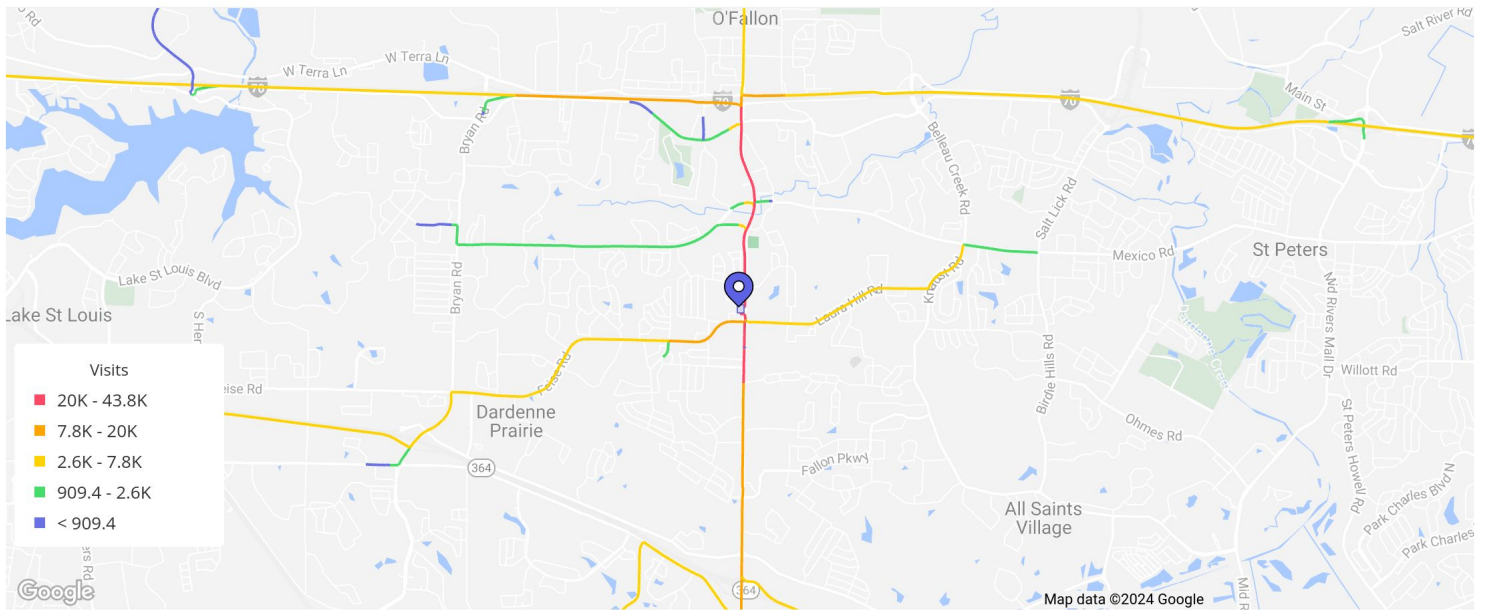
Visits | Jul 1st, 2023 - Jun 30th, 2024  
Data provided by Placer Labs Inc. ([www.placer.ai](http://www.placer.ai))



# Property Overview

Jul 1, 2023 - Jun 30, 2024

## Visitor Journey - Routes



To protect individual privacy, the beginning points shown for each route are approximations and do not represent actual home locations.

Journey Direction: To Property | Jul 1st, 2023 - Jun 30th, 2024  
Data provided by Placer Labs Inc. ([www.placer.ai](http://www.placer.ai))

