

Property Overview

Aug 1, 2023 - Jul 31, 2024

Metrics

Bridgeton Square

12160 St Charles Rock Rd, Bridgeton, MO 6...

Visits	505.3K	Avg. Dwell Time	52 min
Visits / sq ft	1.97	Panel Visits	21.6K
Size - sq ft	257K	Visits YoY	+9.5%
Visitors	165.9K	Visits Yo2Y	+30.3%
Visit Frequency	3.05	Visits Yo3Y	+57.2%

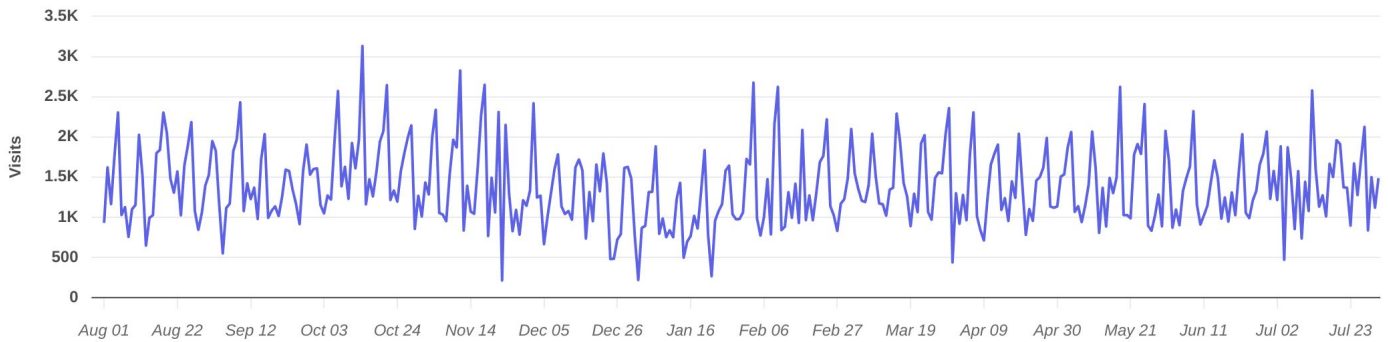
Aug 1st, 2023 - Jul 31st, 2024
Data provided by Placer Labs Inc. (www.placer.ai)



Visits Trend

Bridgeton Square

St Charles Rock Rd, Bridgeton, MO



Daily | Visits | Aug 1st, 2023 - Jul 31st, 2024
Data provided by Placer Labs Inc. (www.placer.ai)



Property Overview

Aug 1, 2023 - Jul 31, 2024

Tenants Overview



Bridgeton Square

12160 St Charles Rock Rd, Bridgeton, MO 63044

The metrics displayed for each tenant are based on its default visit duration.

Dismiss

Learn More

Tenants / Category	Visits Chain Rank, DMA	Visits / sq ft Chain Rank, DMA
 Once Upon A Child Clothing 12100 St Charles Rock Rd, Bridgeton, 63044, MO	2/6 83%	3/6 (+1) 66%
 Boost Mobile Electronics Stores 12110 St Charles Rock Rd, Bridgeton, 63044, MO	21/31 (+3) 35%	28/31 (+1) 12%

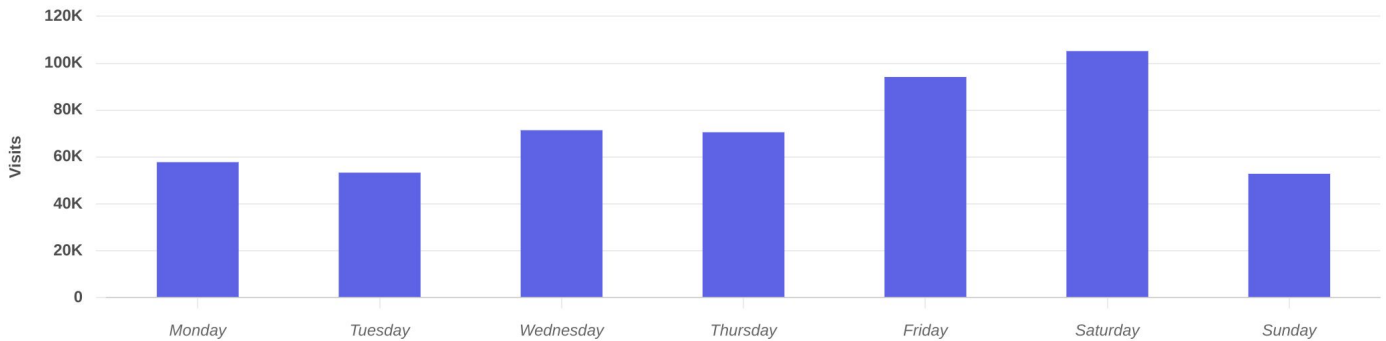
All | Compared to: Aug 1st, 2022 - Jul 31st, 2023 | Aug 1st, 2023 - Jul 31st, 2024
Data provided by Placer Labs Inc. (www.placer.ai)



Daily Visits

Bridgeton Square

12160 St Charles Rock Rd, Bridgeton, MO...



Visits | Aug 1st, 2023 - Jul 31st, 2024
Data provided by Placer Labs Inc. (www.placer.ai)



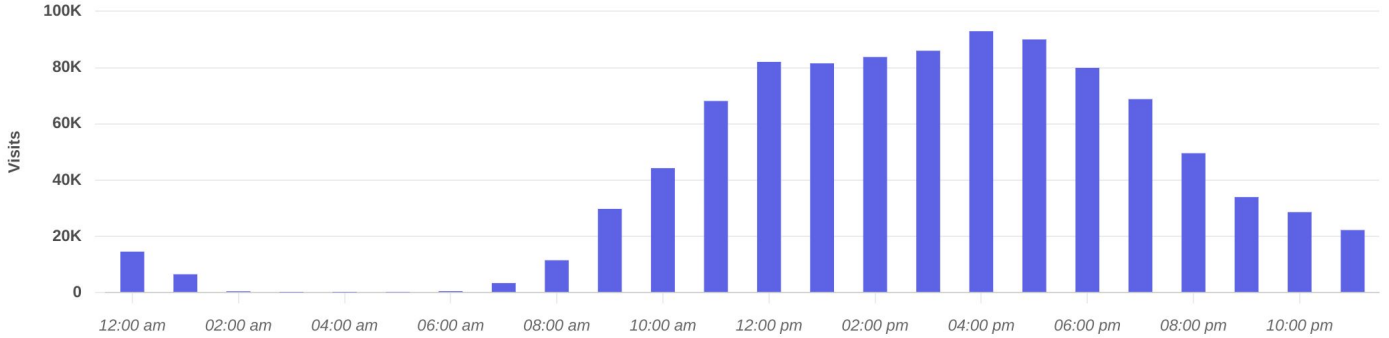
Property Overview

Aug 1, 2023 - Jul 31, 2024

Hourly Visits

Bridgeton Square

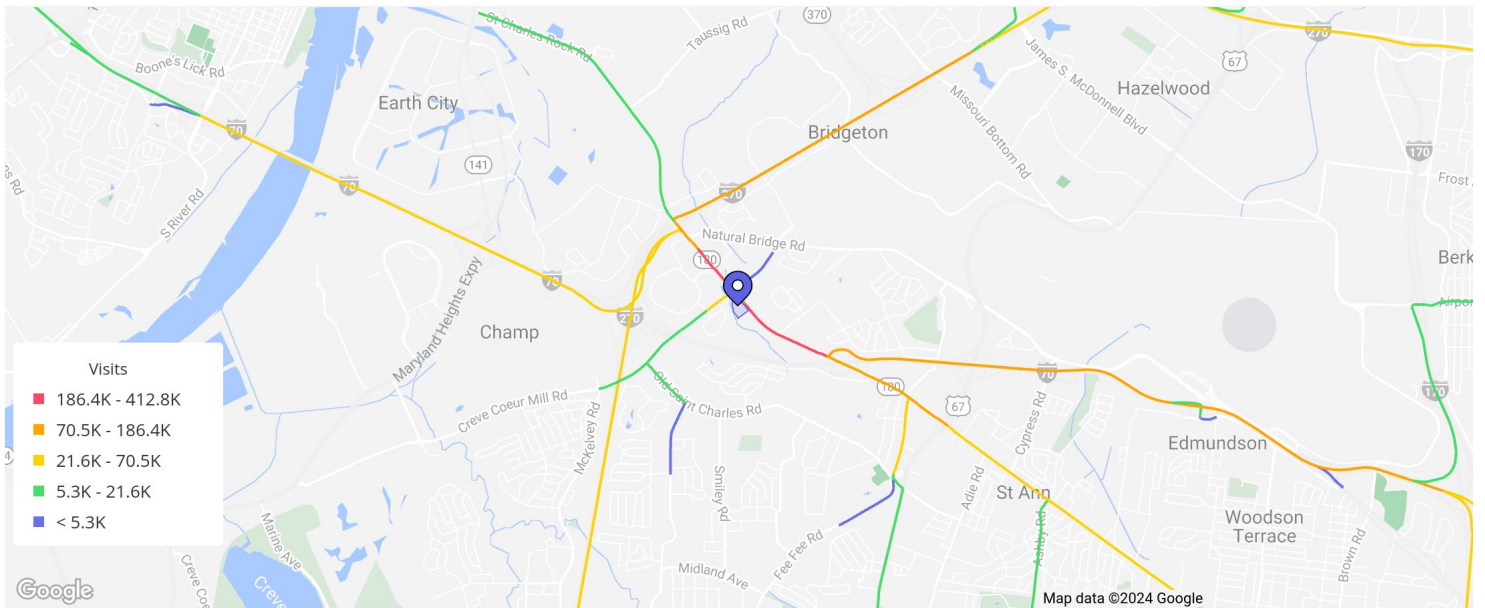
12160 St Charles Rock Rd, Bridgeton, MO...



Visits | Aug 1st, 2023 - Jul 31st, 2024
Data provided by Placer Labs Inc. (www.placer.ai)



Visitor Journey - Routes



To protect individual privacy, the beginning points shown for each route are approximations and do not represent actual home locations.

Journey Direction: To Property | Aug 1st, 2023 - Jul 31st, 2024
Data provided by Placer Labs Inc. (www.placer.ai)

