

Property Overview

Aug 1, 2023 - Jul 31, 2024

Metrics

Richland County Mall
535 N West St, Olney, IL 62450

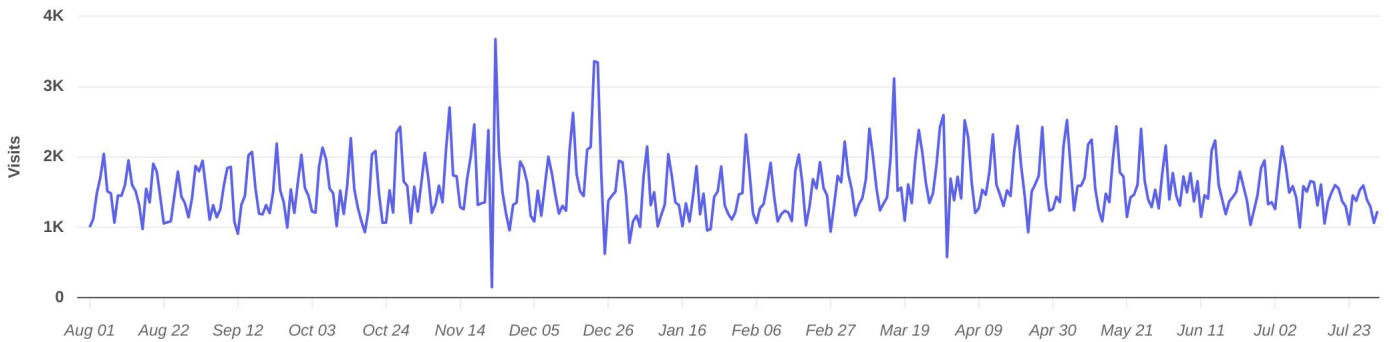
Visits	570.1K	Avg. Dwell Time	27 min
Visits / sq ft	1.07	Panel Visits	46.9K
Size - sq ft	531.7K	Visits YoY	+0.4%
Visitors	71.3K	Visits Yo2Y	+2.3%
Visit Frequency	7.99	Visits Yo3Y	0

Aug 1st, 2023 - Jul 31st, 2024
Data provided by Placer Labs Inc. (www.placer.ai)



Visits Trend

Richland County Mall
N West St, Olney, IL



Daily | Visits | Aug 1st, 2023 - Jul 31st, 2024
Data provided by Placer Labs Inc. (www.placer.ai)

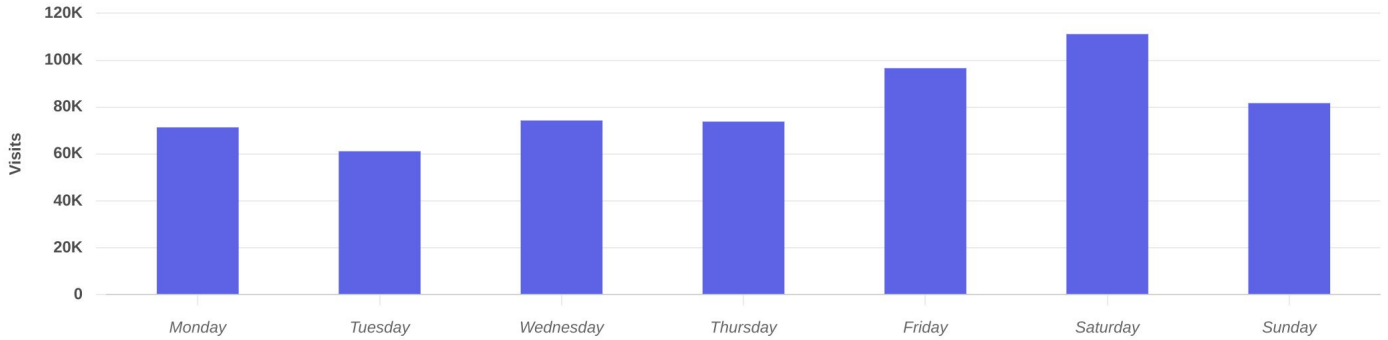


Property Overview

Aug 1, 2023 - Jul 31, 2024

Daily Visits

Richland County Mall
535 N West St, Olney, IL 62450

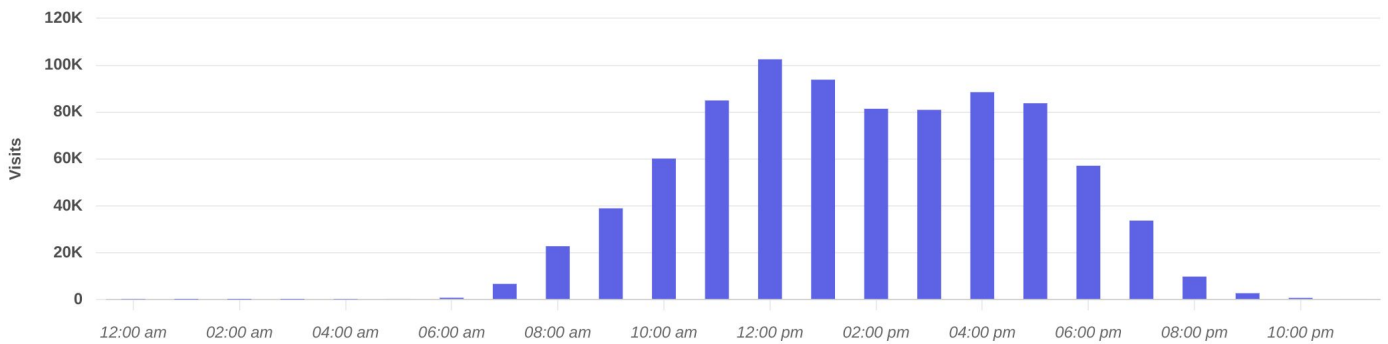


Visits | Aug 1st, 2023 - Jul 31st, 2024
Data provided by Placer Labs Inc. (www.placer.ai)



Hourly Visits

Richland County Mall
535 N West St, Olney, IL 62450



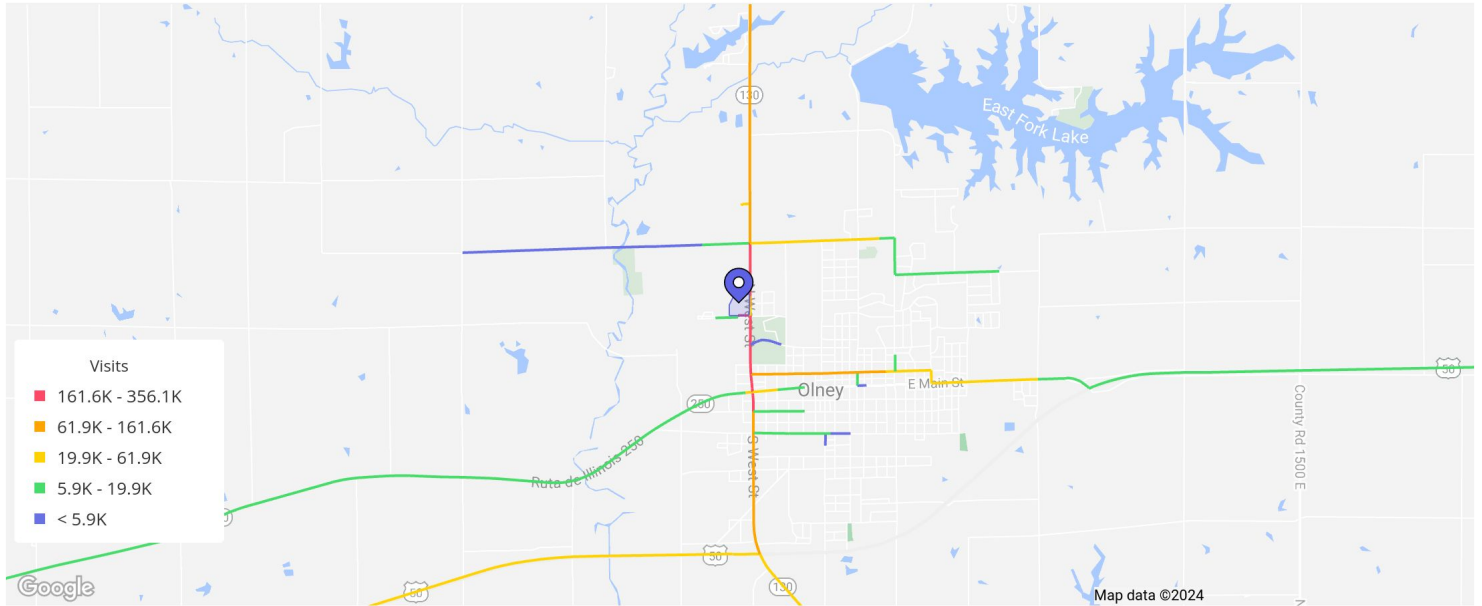
Visits | Aug 1st, 2023 - Jul 31st, 2024
Data provided by Placer Labs Inc. (www.placer.ai)



Property Overview

Aug 1, 2023 - Jul 31, 2024

Visitor Journey - Routes



To protect individual privacy, the beginning points shown for each route are approximations and do not represent actual home locations.

Journey Direction: To Property | Aug 1st, 2023 - Jul 31st, 2024
Data provided by Placer Labs Inc. (www.placer.ai)

