

# Property Overview

Jul 1, 2023 - Jun 30, 2024

## Metrics

**Cave Springs Crossings**  
3851 Mexico Rd, St. Charles, MO 63301

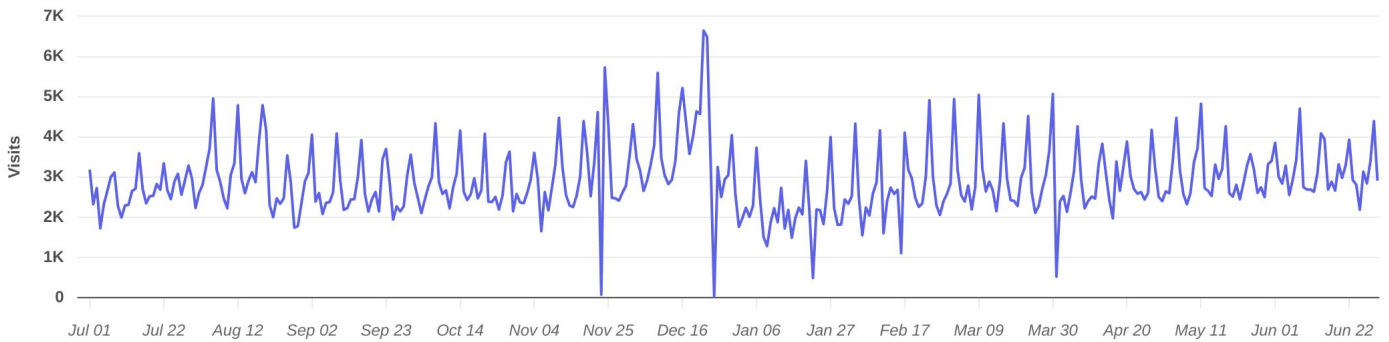
Visits	1.1M	Avg. Dwell Time	35 min
Visits / sq ft	9.43	Panel Visits	63.7K
Size - sq ft	112.5K (GLA)	Visits YoY	+6%
Visitors	317.2K	Visits Yo2Y	+14.4%
Visit Frequency	3.35	Visits Yo3Y	+18.3%

Jul 1st, 2023 - Jun 30th, 2024  
Data provided by Placer Labs Inc. ([www.placer.ai](http://www.placer.ai))



## Visits Trend

**Cave Springs Crossings**  
Mexico Rd, St. Charles, MO



Daily | Visits | Jul 1st, 2023 - Jun 30th, 2024  
Data provided by Placer Labs Inc. ([www.placer.ai](http://www.placer.ai))

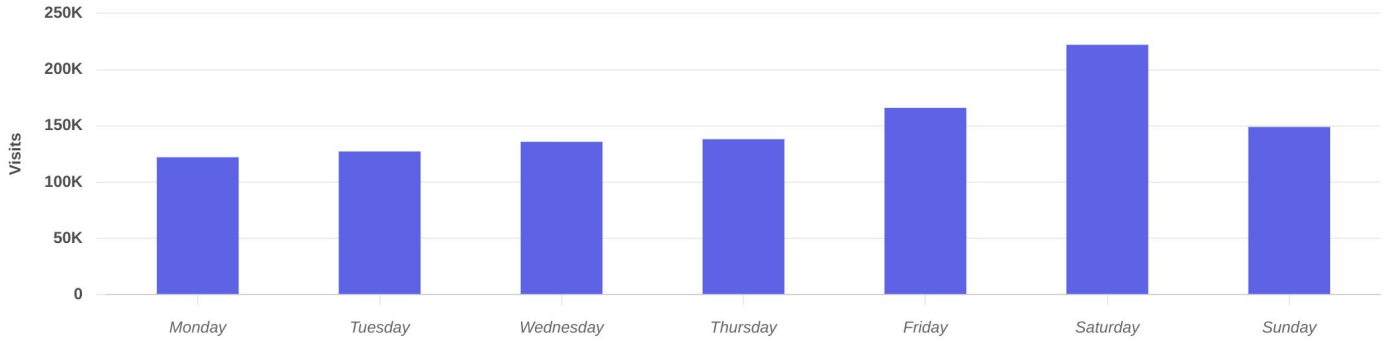


# Property Overview

Jul 1, 2023 - Jun 30, 2024

## Daily Visits

**Cave Springs Crossings**  
3851 Mexico Rd, St. Charles, MO 63301

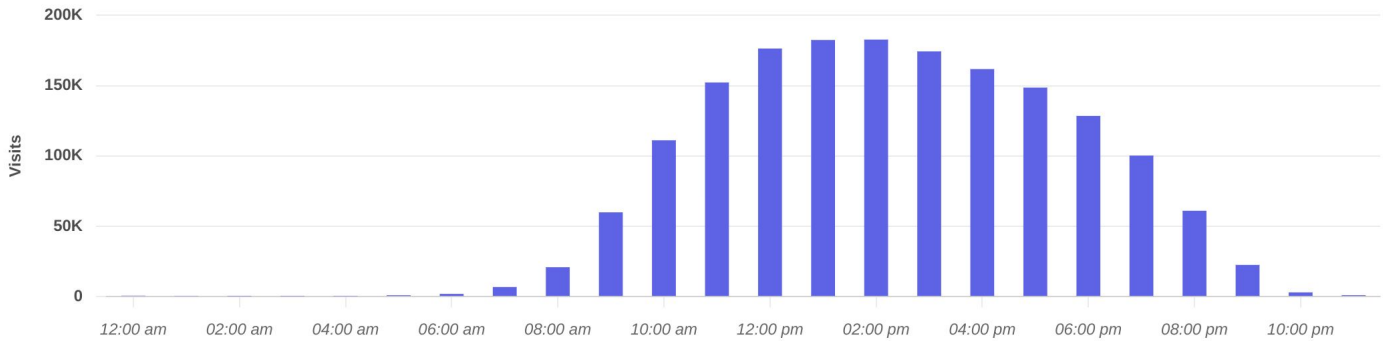


Visits | Jul 1st, 2023 - Jun 30th, 2024  
Data provided by Placer Labs Inc. ([www.placer.ai](http://www.placer.ai))



## Hourly Visits

**Cave Springs Crossings**  
3851 Mexico Rd, St. Charles, MO 63301



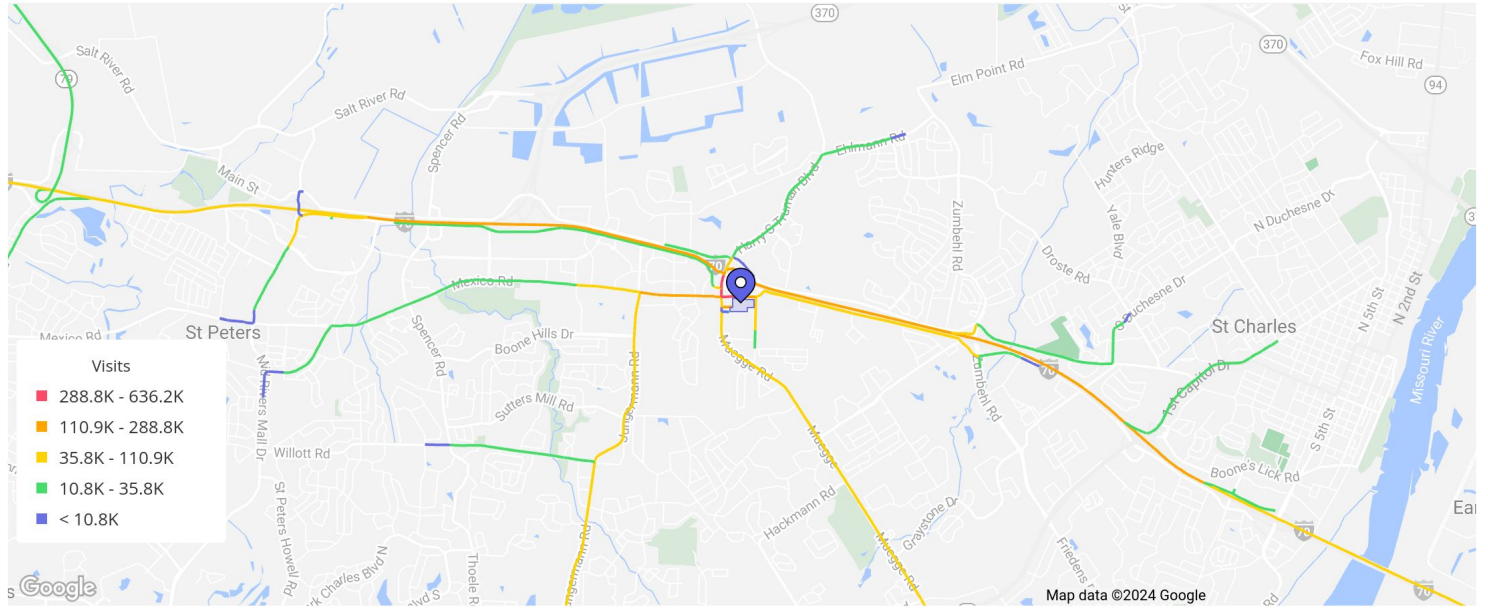
Visits | Jul 1st, 2023 - Jun 30th, 2024  
Data provided by Placer Labs Inc. ([www.placer.ai](http://www.placer.ai))



# Property Overview

Jul 1, 2023 - Jun 30, 2024

## Visitor Journey - Routes



To protect individual privacy, the beginning points shown for each route are approximations and do not represent actual home locations.

Journey Direction: To Property | Jul 1st, 2023 - Jun 30th, 2024  
Data provided by Placer Labs Inc. ([www.placer.ai](http://www.placer.ai))

