

Property Overview

Dec 1, 2023 - Nov 30, 2024

Metrics

Ellisville Exchange

Manchester Rd & Clarkson Rd, Ellisville, MO...

| | | | |
|-----------------|--------|-----------------|--------|
| Visits | 402.3K | Avg. Dwell Time | 70 min |
| Visits / sq ft | 3.22 | Panel Visits | 25.7K |
| Size - sq ft | 124.9K | Visits YoY | -5.1% |
| Visitors | 108.3K | Visits Yo2Y | -1.5% |
| Visit Frequency | 3.71 | Visits Yo3Y | +32.1% |

Dec 1st, 2023 - Nov 30th, 2024

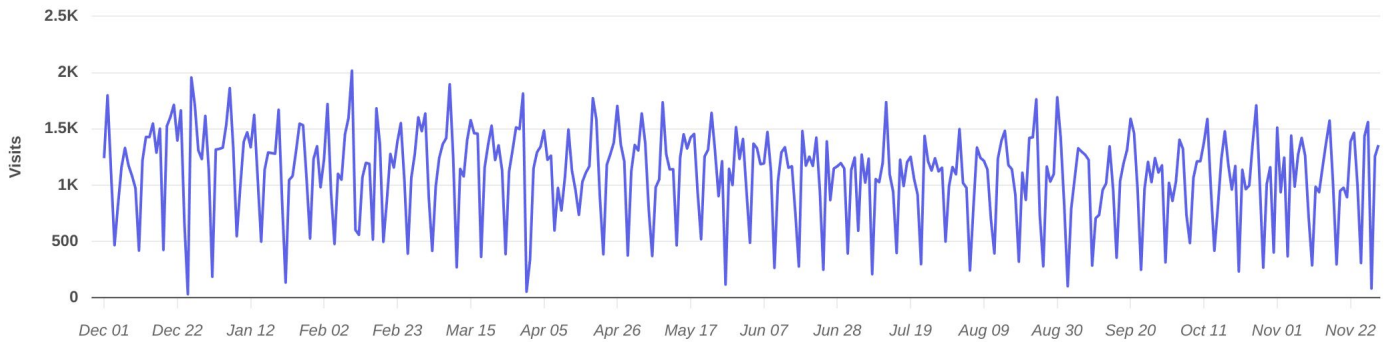
Data provided by Placer Labs Inc. (www.placer.ai)



Visits Trend

Ellisville Exchange

Manchester Rd & Clarkson Rd, Ellisville, ...



Daily | Visits | Dec 1st, 2023 - Nov 30th, 2024

Data provided by Placer Labs Inc. (www.placer.ai)



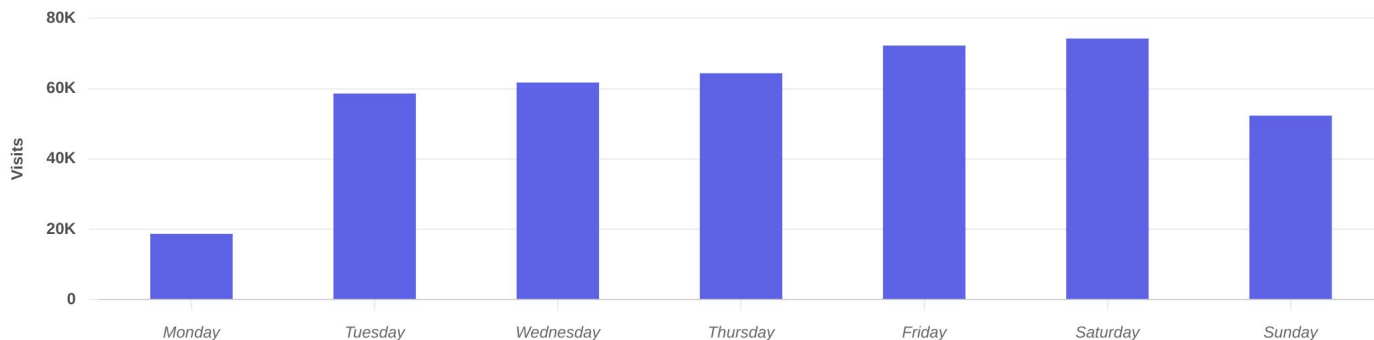
Property Overview

Dec 1, 2023 - Nov 30, 2024

Daily Visits

Ellisville Exchange

Manchester Rd & Clarkson Rd, Ellisville, ...



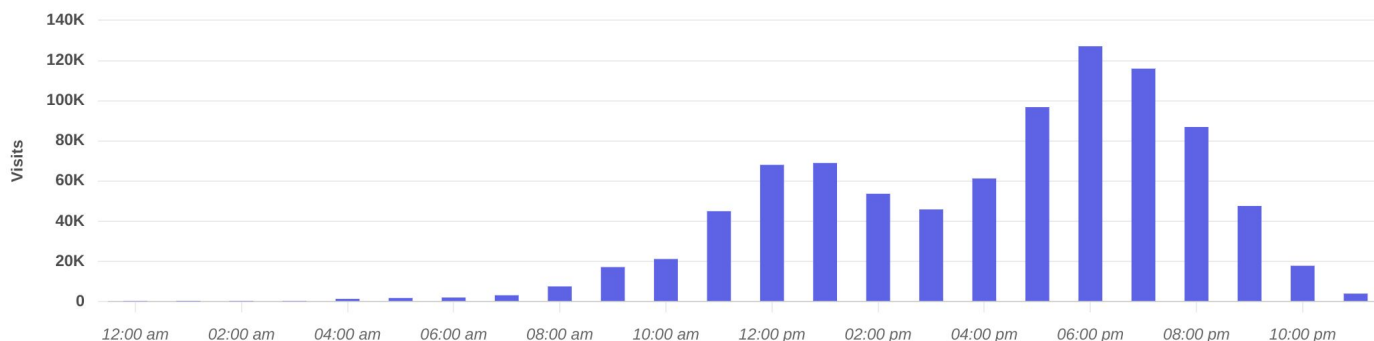
Visits | Dec 1st, 2023 - Nov 30th, 2024
Data provided by Placer Labs Inc. (www.placer.ai)



Hourly Visits

Ellisville Exchange

Manchester Rd & Clarkson Rd, Ellisville, ...



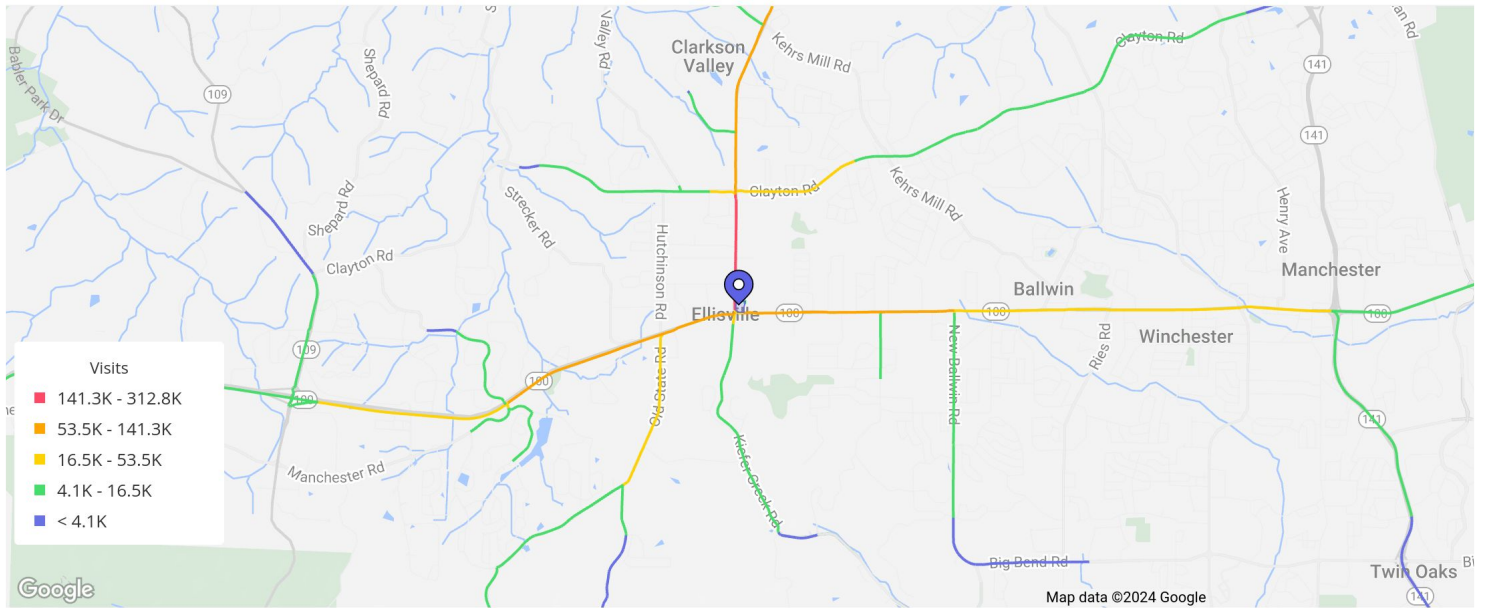
Visits | Dec 1st, 2023 - Nov 30th, 2024
Data provided by Placer Labs Inc. (www.placer.ai)



Property Overview

Dec 1, 2023 - Nov 30, 2024

Visitor Journey - Routes



To protect individual privacy, the beginning points shown for each route are approximations and do not represent actual home locations.

Journey Direction: To Property | Dec 1st, 2023 - Nov 30th, 2024
Data provided by Placer Labs Inc. (www.placer.ai)

