

# Property Overview

Aug 1, 2023 - Jul 31, 2024

## Metrics

### Fenton Commons

721 Gravois Road, Fenton, MO 63026

Visits	596.7K	Avg. Dwell Time	44 min
Visits / sq ft	7.26	Panel Visits	45.5K
Size - sq ft	82.2K (GLA)	Visits YoY	+4.5%
Visitors	243.1K	Visits Yo2Y	-16.3%
Visit Frequency	2.45	Visits Yo3Y	-6.3%

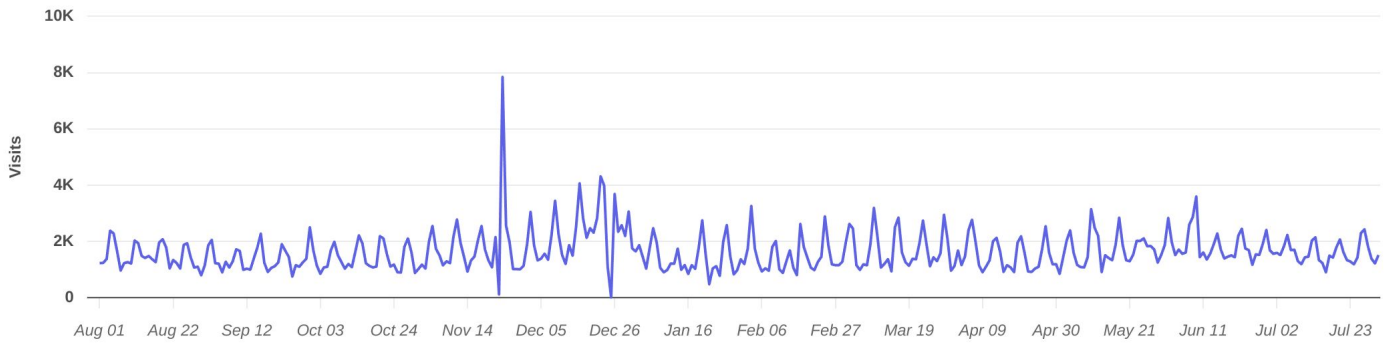
Aug 1st, 2023 - Jul 31st, 2024  
Data provided by Placer Labs Inc. ([www.placer.ai](http://www.placer.ai))



## Visits Trend

### Fenton Commons

Gravois Road, Fenton, MO



Daily | Visits | Aug 1st, 2023 - Jul 31st, 2024  
Data provided by Placer Labs Inc. ([www.placer.ai](http://www.placer.ai))

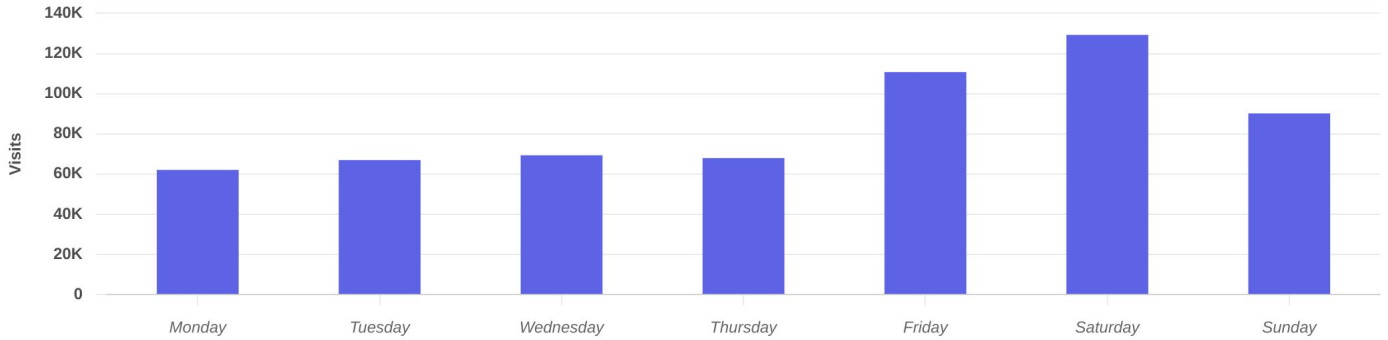


# Property Overview

Aug 1, 2023 - Jul 31, 2024

## Daily Visits

**Fenton Commons**  
721 Gravois Road, Fenton, MO 63026

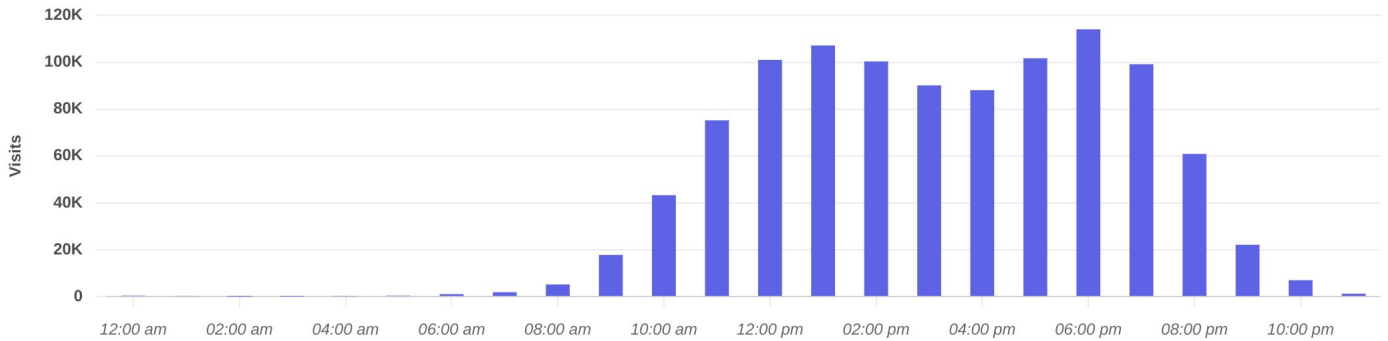


Visits | Aug 1st, 2023 - Jul 31st, 2024  
Data provided by Placer Labs Inc. ([www.placer.ai](http://www.placer.ai))



## Hourly Visits

**Fenton Commons**  
721 Gravois Road, Fenton, MO 63026



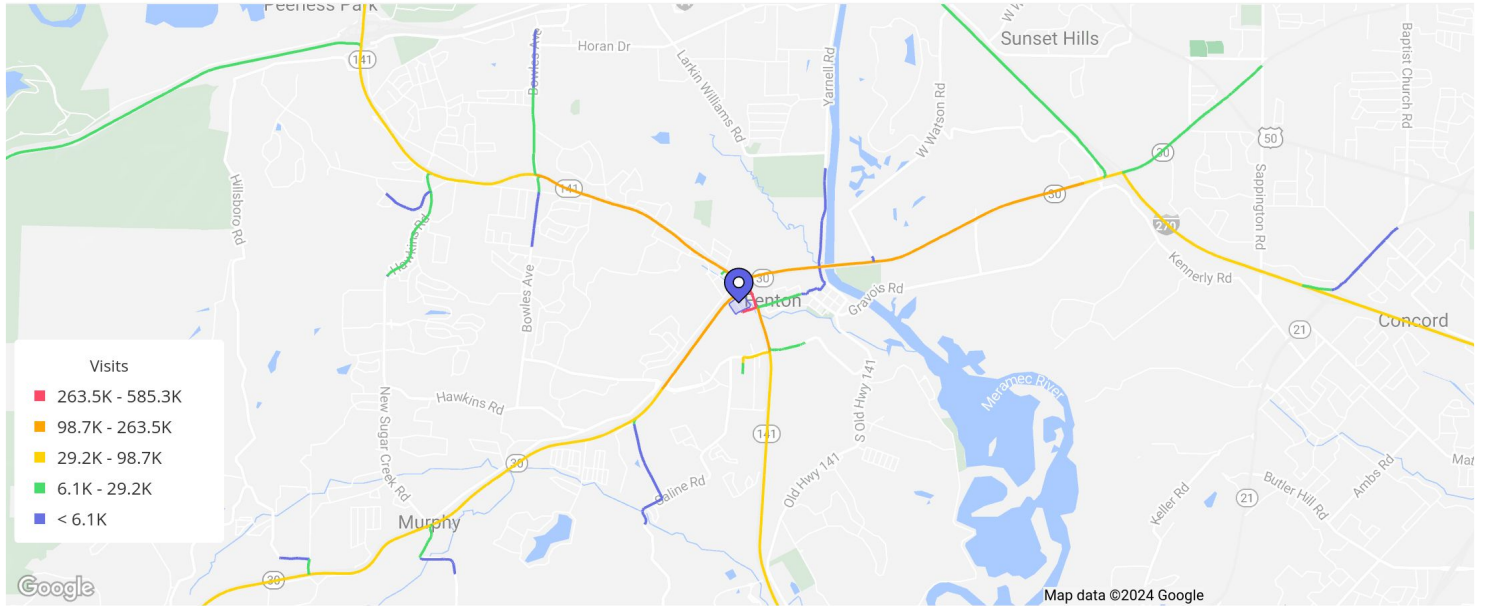
Visits | Aug 1st, 2023 - Jul 31st, 2024  
Data provided by Placer Labs Inc. ([www.placer.ai](http://www.placer.ai))



# Property Overview

Aug 1, 2023 - Jul 31, 2024

## Visitor Journey - Routes



To protect individual privacy, the beginning points shown for each route are approximations and do not represent actual home locations.

Journey Direction: To Property | Aug 1st, 2023 - Jul 31st, 2024  
Data provided by Placer Labs Inc. ([www.placer.ai](http://www.placer.ai))

