

# Property Overview

Dec 1, 2023 - Nov 30, 2024

## Metrics

### University Place

1300 E Main St, Carbondale, IL 62901

Visits	4M	Avg. Dwell Time	48 min
Visits / sq ft	14.62	Panel Visits	341.5K
Size - sq ft	273.4K (GLA)	Visits YoY	+6.1%
Visitors	431.1K	Visits Yo2Y	+12.4%
Visit Frequency	9.3	Visits Yo3Y	+13.2%

Dec 1st, 2023 - Nov 30th, 2024

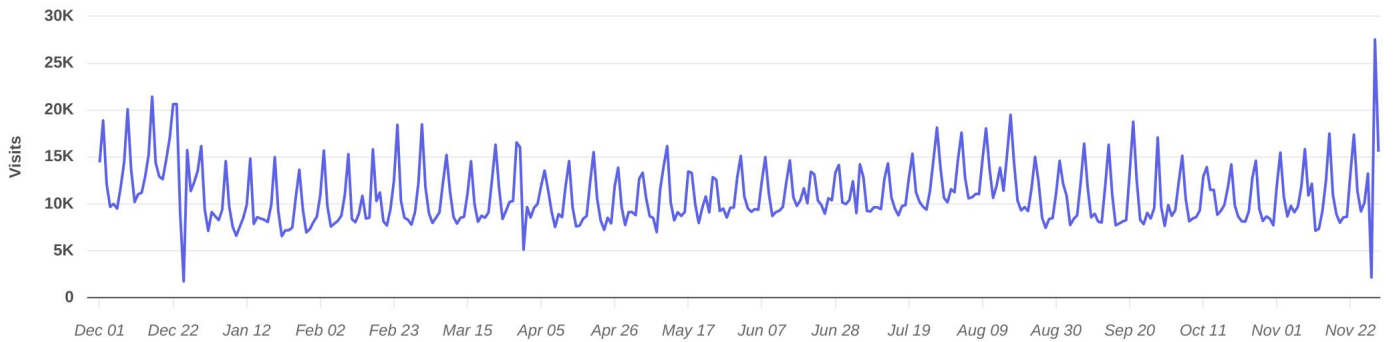
Data provided by Placer Labs Inc. ([www.placer.ai](http://www.placer.ai))



## Visits Trend

### University Place

E Main St, Carbondale, IL



Daily | Visits | Dec 1st, 2023 - Nov 30th, 2024

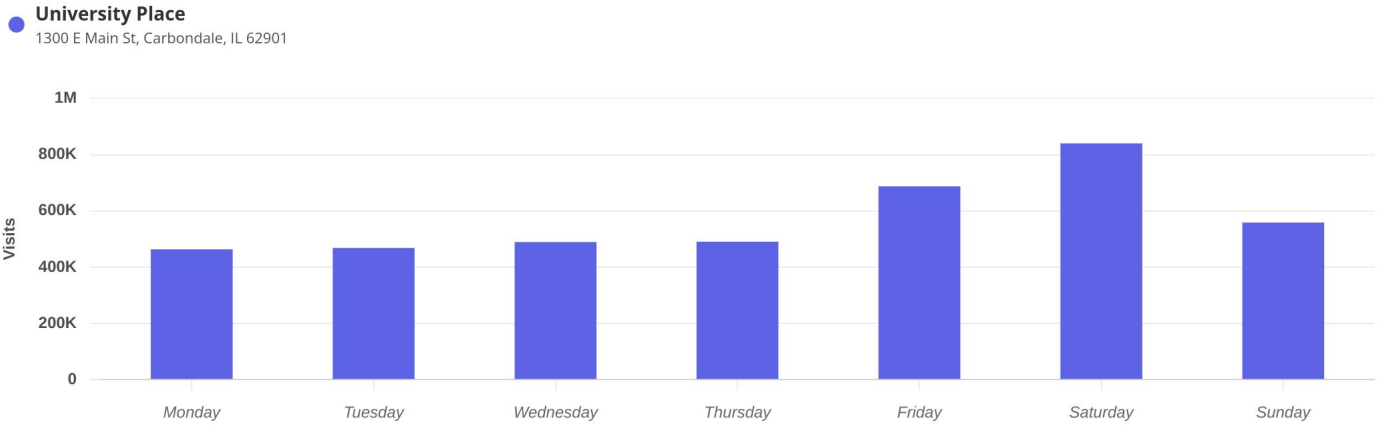
Data provided by Placer Labs Inc. ([www.placer.ai](http://www.placer.ai))



# Property Overview

Dec 1, 2023 - Nov 30, 2024

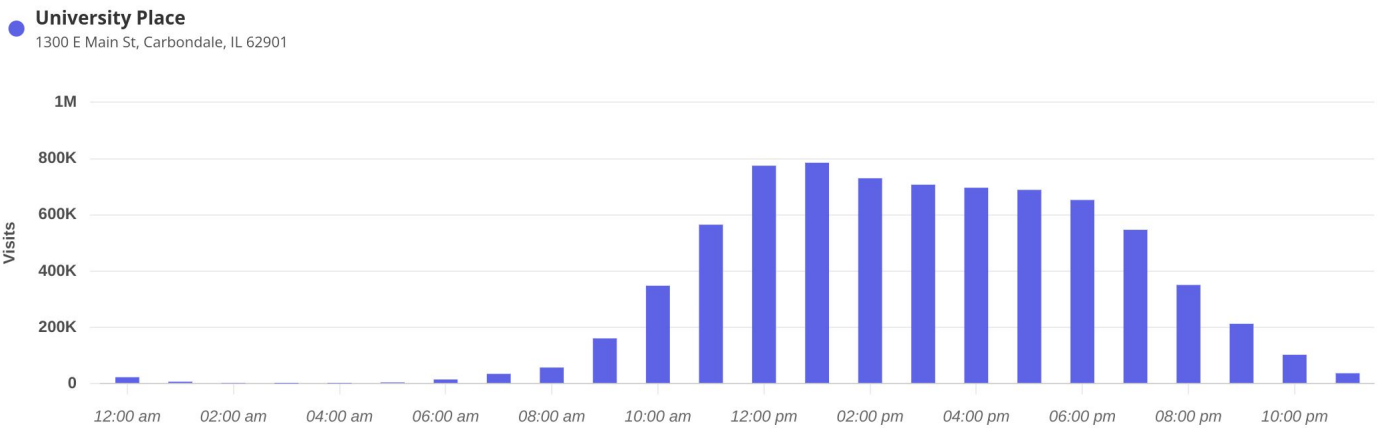
## Daily Visits



Visits | Dec 1st, 2023 - Nov 30th, 2024  
Data provided by Placer Labs Inc. ([www.placer.ai](http://www.placer.ai))



## Hourly Visits



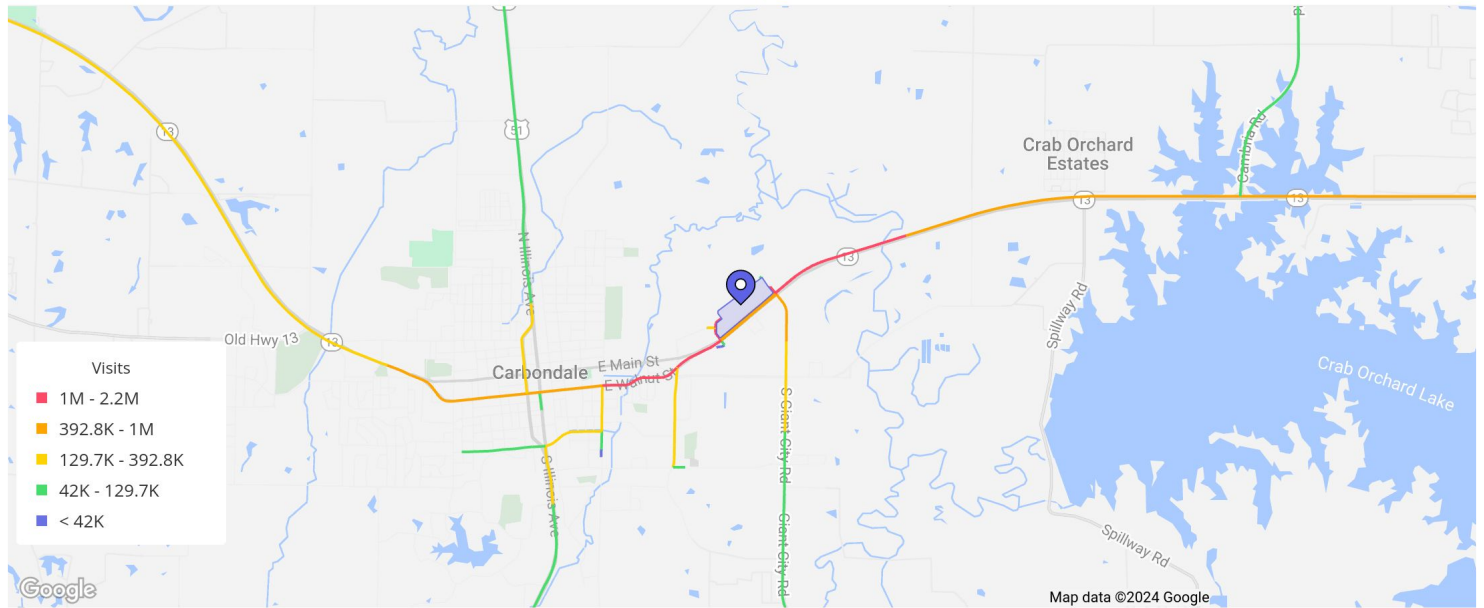
Visits | Dec 1st, 2023 - Nov 30th, 2024  
Data provided by Placer Labs Inc. ([www.placer.ai](http://www.placer.ai))



# Property Overview

Dec 1, 2023 - Nov 30, 2024

## Visitor Journey - Routes



To protect individual privacy, the beginning points shown for each route are approximations and do not represent actual home locations.

Journey Direction: To Property | Dec 1st, 2023 - Nov 30th, 2024  
Data provided by Placer Labs Inc. ([www.placer.ai](http://www.placer.ai))

