



# Property Overview

Jan 1 - Dec 31, 2024

## Metrics

**Dardenne Town Square**  
7955 Highway N, O Fallon, MO 63366

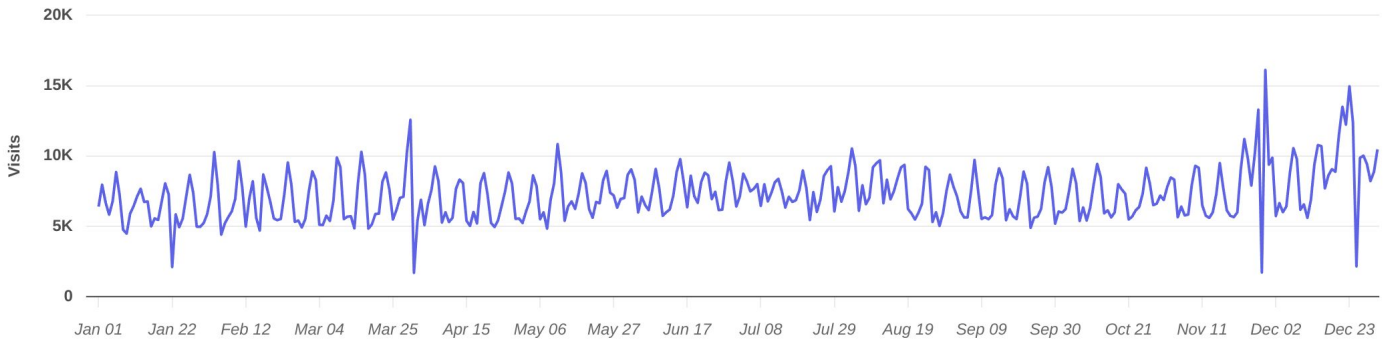
Visits	2.6M	Avg. Dwell Time	44 min
Visits / sq ft	7.22	Panel Visits	222.4K
Size - sq ft	367.1K (GLA)	Visits YoY	+0.8%
Visitors	359.1K	Visits Yo2Y	+1.7%
Visit Frequency	7.4	Visits Yo3Y	+5.3%

Jan 1st, 2024 - Dec 31st, 2024  
Data provided by Placer Labs Inc. (www.placer.ai)



## Visits Trend

**Dardenne Town Square**  
Highway N, O Fallon, MO



Daily | Visits | Jan 1st, 2024 - Dec 31st, 2024  
Data provided by Placer Labs Inc. (www.placer.ai)



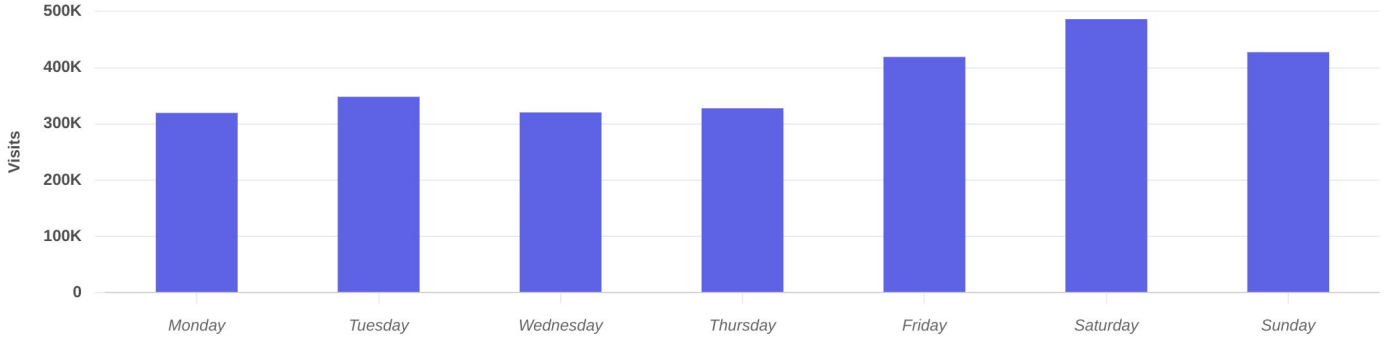


# Property Overview

Jan 1 - Dec 31, 2024

## Daily Visits

**Dardenne Town Square**  
7955 Highway N, O Fallon, MO 63366

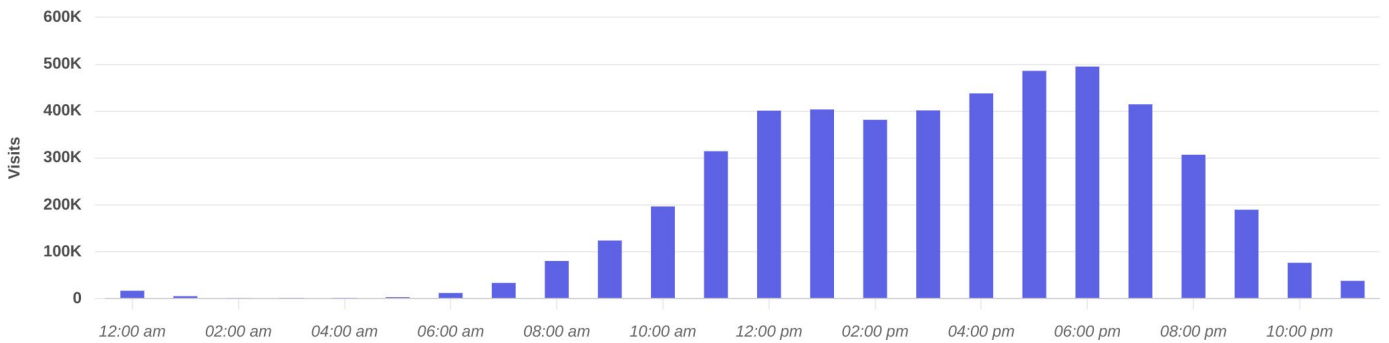


Visits | Jan 1st, 2024 - Dec 31st, 2024  
Data provided by Placer Labs Inc. ([www.placer.ai](http://www.placer.ai))



## Hourly Visits

**Dardenne Town Square**  
7955 Highway N, O Fallon, MO 63366



Visits | Jan 1st, 2024 - Dec 31st, 2024  
Data provided by Placer Labs Inc. ([www.placer.ai](http://www.placer.ai))

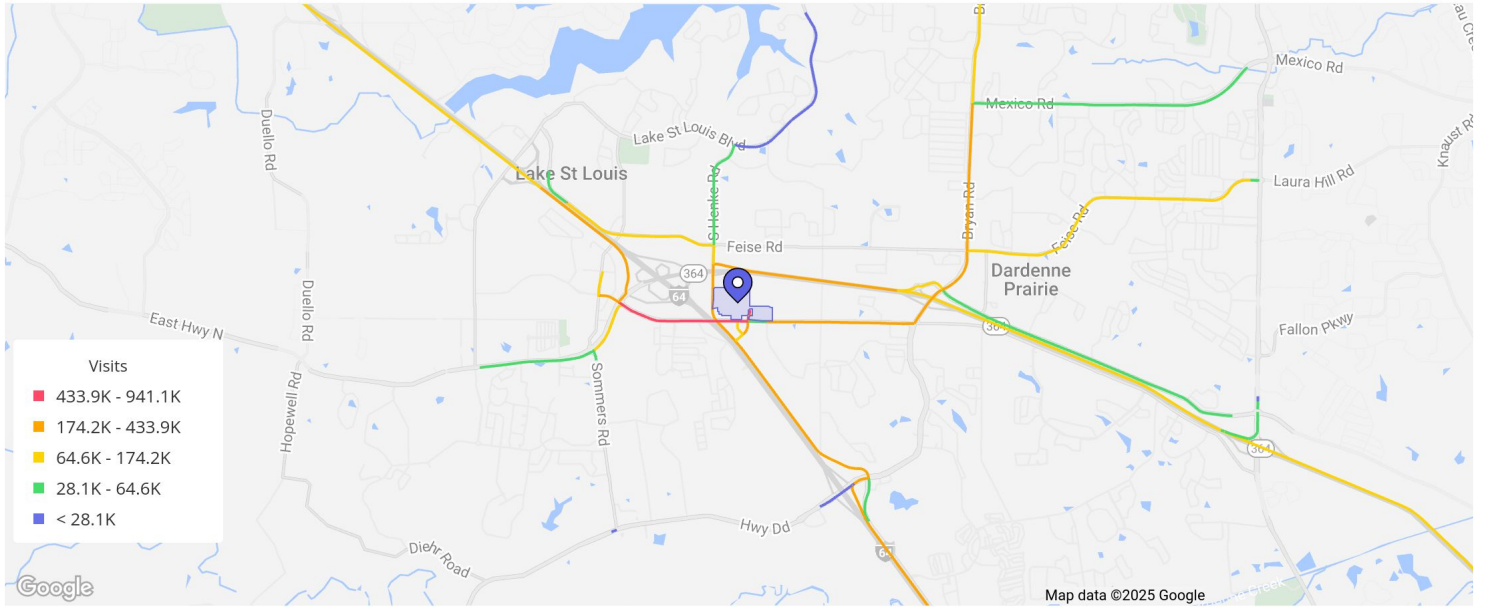




# Property Overview

Jan 1 - Dec 31, 2024

## Visitor Journey - Routes



To protect individual privacy, the beginning points shown for each route are approximations and do not represent actual home locations.

Journey Direction: To Property | Jan 1st, 2024 - Dec 31st, 2024  
Data provided by Placer Labs Inc. ([www.placer.ai](http://www.placer.ai))

