

Property Overview

Oct 1, 2023 - Sep 30, 2024

Metrics

Dardenne Town Square

7955 Highway N, O Fallon, MO 63366

Visits	2.6M	Avg. Dwell Time	43 min
Visits / sq ft	7.19	Panel Visits	210.9K
Size - sq ft	367.1K (GLA)	Visits YoY	+0.2%
Visitors	350.9K	Visits Yo2Y	+1.2%
Visit Frequency	7.53	Visits Yo3Y	+8.2%

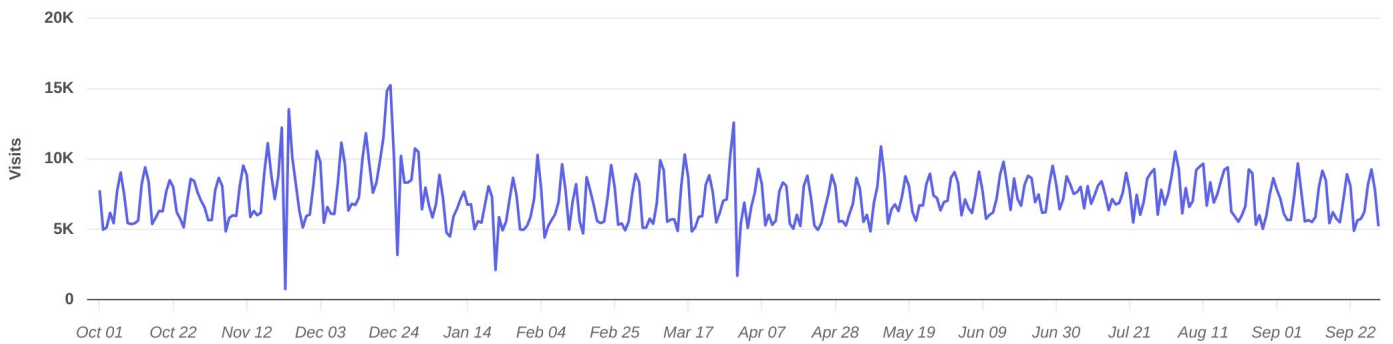
Oct 1st, 2023 - Sep 30th, 2024
Data provided by Placer Labs Inc. (www.placer.ai)



Visits Trend

Dardenne Town Square

Highway N, O Fallon, MO



Daily | Visits | Oct 1st, 2023 - Sep 30th, 2024
Data provided by Placer Labs Inc. (www.placer.ai)

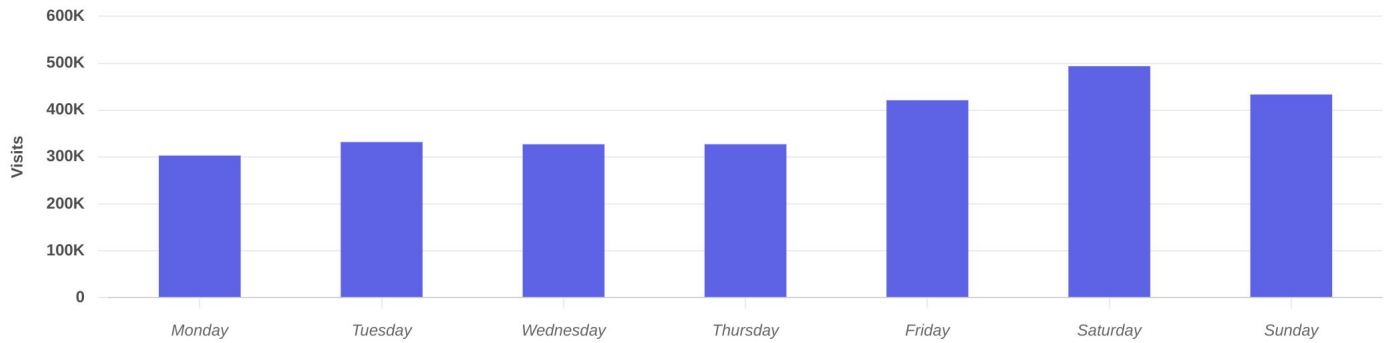


Property Overview

Oct 1, 2023 - Sep 30, 2024

Daily Visits

Dardenne Town Square
7955 Highway N, O Fallon, MO 63366

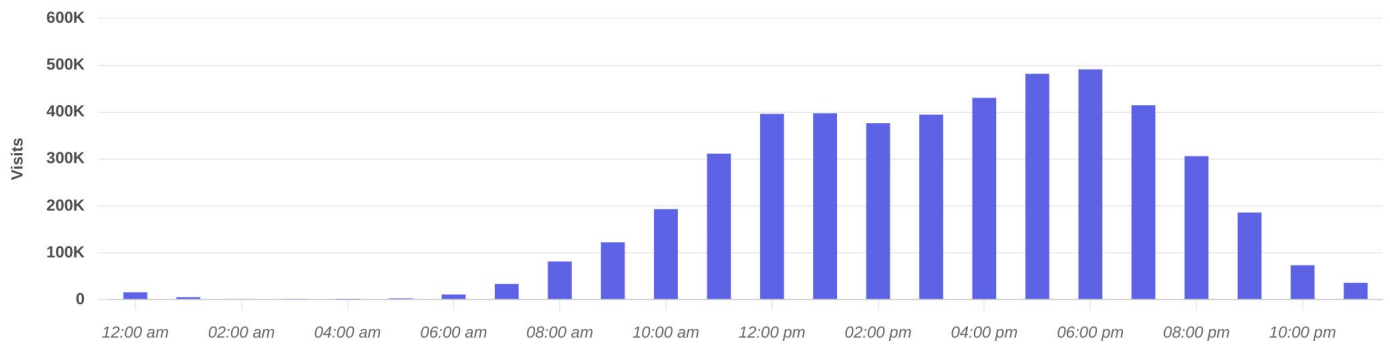


Visits | Oct 1st, 2023 - Sep 30th, 2024
Data provided by Placer Labs Inc. (www.placer.ai)



Hourly Visits

Dardenne Town Square
7955 Highway N, O Fallon, MO 63366



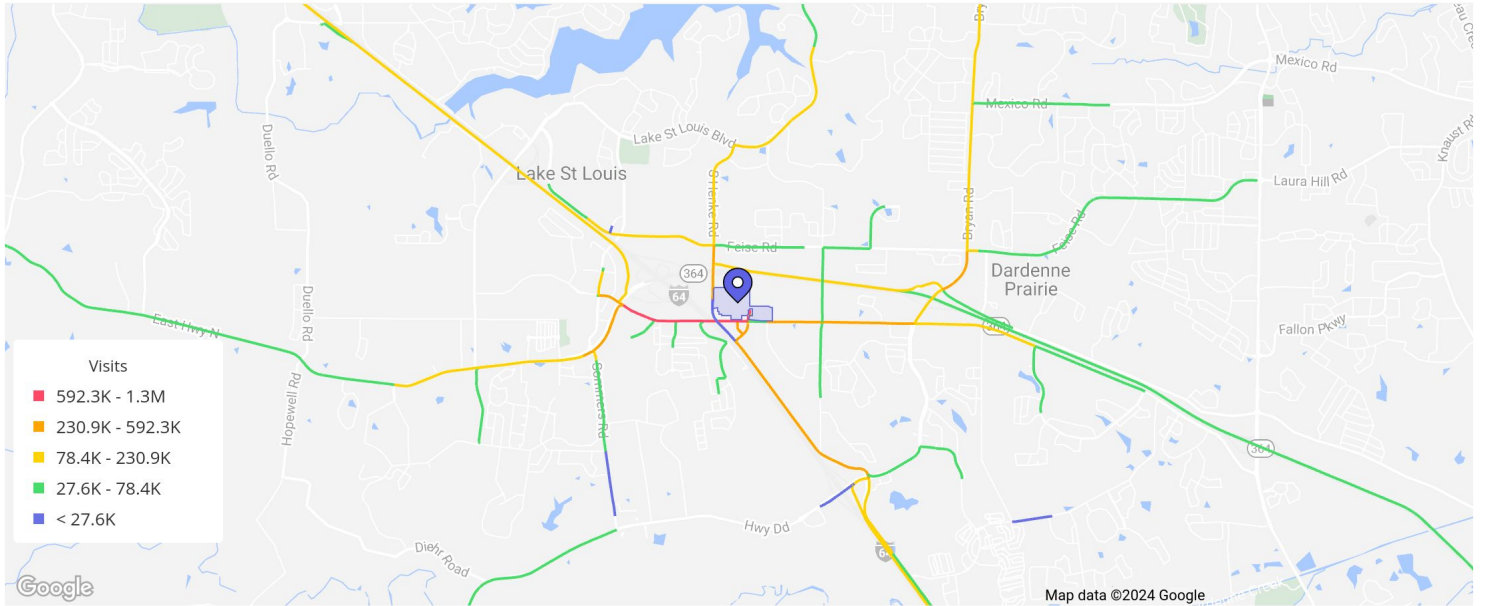
Visits | Oct 1st, 2023 - Sep 30th, 2024
Data provided by Placer Labs Inc. (www.placer.ai)



Property Overview

Oct 1, 2023 - Sep 30, 2024

Visitor Journey - Routes



To protect individual privacy, the beginning points shown for each route are approximations and do not represent actual home locations.

Journey Direction: To Property | Oct 1st, 2023 - Sep 30th, 2024
Data provided by Placer Labs Inc. (www.placer.ai)

